

# Adult Rehabilitation Kits

THE WORLD - 195 COUNTRIES



hearLIFE

# Learn About the Adult Rehabilitation Kits

## Session Plan

Includes Level 1 and Level 2

## 195 Countries

- Bingo
- Listen and Process
- Interesting Facts

We would like these rehabilitation kits to help as many people as possible, so the Adult Rehabilitation Kits may be shared openly for fair usage. However, MED-EL retains full rights to the material, so the content may not be altered, rebranded, or repurposed for commercial use.

# Learn About The Session Plans



indicates *auditory training* goals



indicates *auditory and cognitive processing* goals



indicates *integrating hearing into lifestyle* goals

**Note:** This Adult Rehabilitation Kit is for a new listener or a listener developing confidence with their hearing technology. If you are unsure where to start, simply begin at Level 1. All recipients will benefit from all activities, even if they seem simple at first. This helps build listening endurance and confidence.

## How to choose a level

<b>Level 1</b>	<p>The recipient is learning to discriminate words of differing syllable number.</p> <p>The recipient is learning to understand words when they are at the end of a sentence and when they have differing acoustic characteristics.</p>	<p>The recipient needs support with activities which involve aspects of auditory and cognitive processing. Auditory memory tasks are challenging.</p>	<p>The recipient is working along their journey to life using a hearing implant and is developing confidence in communicating in their wider world.</p> <p>Support is needed to develop communication strategies.</p>
<b>Level 2</b>	<p>The recipient is learning to discriminate words of the same syllable number with differing acoustic characteristics.</p> <p>The recipient is learning to understand words when they are in multiple places in a sentence and when they have similar acoustic characteristics.</p>	<p>The recipient can complete some activities which involve auditory and cognitive processing.</p>	

# Tips

This material is suitable for recipients who have had their hearing device fitted or cochlear implant processor switched on for a period of two weeks or more.

Check the recipient's hearing at the beginning of every rehabilitation session using the Ling Six Sound Test.

- Find a strategy for giving the recipient instructions for each activity. You might need to write the instructions down or you can use the instructions on these pages and point to the words as you read them.
- Ensure that the recipient understands all the information that is provided throughout the session. For example, if you speak to another family member, ensure that the recipient can access what was said. It may be necessary to write it down. It is important for the recipient to be included and valued as a participant in all discussions throughout the session.
- It is often helpful to do a trial of each activity together to ensure the recipient knows what they are required to do. Building confidence in recipients is important. Remember that activities that are easy are still useful to build confidence and increase listening endurance. Do not rush to harder activities.
- When using paper or a hand to limit visual access, be sure a good auditory signal is received. Ensure the sound is not muffled by the screen.
- Remember that the activities can be tiring for the recipient. Ensure there are some breaks between activities when the recipient can relax (e.g., getting a drink of water, stretching) before beginning the next activity.
- For Hearing Lifestyle activities, easy access to information is recommended. This can be achieved by allowing access to lip-reading or by reading the information.

## Present activities

1. LISTEN

Auditory alone  
(use a screen over the mouth)

2. LISTEN LOOK

Auditory-visual  
(allow lip-reading)

3. LISTEN LOOK READ

Auditory-visual + written word  
(allow lip-reading and reading the text)

Easier  Harder

CHOICES	
Small number of choices	Large number of choices
Answer alone	Carrier phrase with answer at the end, then in the middle
PRESENTATION	
Auditory-visual (lip-reading, reading the text)	Auditory-alone
Clear speech (slightly slower, well articulated)	Natural speech
Cue <i>ready</i> or <i>listen</i>	No cues
Close	At distance
In quiet	With background noise
CONTENT	
Common vocabulary and ideas	Unfamiliar or advanced vocabulary and ideas
Topic known	Topic unknown
Read through and practise before beginning	No read through or practise
Words with different syllable numbers Words with large sound differences	Words with same syllable number Words with smaller sound differences

Date: .....

Name: ..... Months Post-Implant: .....

ACTIVITY	GOALS						
6 sounds:	left	ah	oo	ee	sh	s	m
	right	ah	oo	ee	sh	s	m

**BINGO****Level 1:**

- Identifies words of differing syllable number or same syllable number with differing sounds; small set

**RESOURCE**

- Shared Page: 7

**LISTEN AND PROCESS****Level 1:**

- Listens to and processes descriptions with easy to understand key words; small set

**RESOURCES**

- Speaker Page: 9
- Recipient Page: 10

**INTERESTING FACTS**

- Learns and discusses interesting facts about hearing around the world

**RESOURCE**

- Shared Page: 14

**Level 2:**

- Identifies words of differing syllable number or same syllable number with similar sounds; large set

**RESOURCE**

- Shared Page: 8

**Level 2:**

- Listens to and processes description with key words embedded; large set

**RESOURCES**

- Speaker Pages: 11-12
- Recipient Page: 13

The resources may be used and shared electronically or printed for use.

## ACTIVITY

## 1. 195 Countries

## BINGO



## EXPECTED OUTCOMES

## Level 1:

- Identifies words of differing syllable number or same syllable number with differing sounds; small set

## Level 2:

- Identifies words of differing syllable number or same syllable number with similar sounds; large set

*Bingo boards and cards are used. Print the Shared Page twice. Cut one page in half, giving one to the recipient and keeping one for yourself. Cut the other copy into cards. Shuffle the cards from both bingo boards together and place them face down in a pile.*

1. Take one of the cards from the pile and read it.
2. If a player has the word on their board, cross it off or place something on it to mark the square.
3. When one player has covered all the words in a line, they say *Line*.
4. When one player has covered all the words in all the squares they say *Bingo* and are declared the winner.

## LISTEN AND PROCESS



## EXPECTED OUTCOMES

## Level 1:

- Listens to and processes descriptions with easy to understand key words; small set

## Level 2:

- Listens to and processes descriptions with key words embedded; large set

*The recipient listens to a description, remembers that description, and then chooses the correct flag.*

1. The speaker reads a description from their page.
2. The recipient chooses the correct picture from their page.


## INTERESTING FACTS



## EXPECTED OUTCOMES


- Learns and discusses interesting facts about hearing around the world

These are fun facts about hearing and hearing loss. They are designed to help recipients understand more about it and that hearing loss is not an unusual condition.

	BINGO
	Shared Page
	Level 1

United States of America	Mexico	China
Russia	Dominican Republic	Wales
Australia	Germany	India


United States of America	Austria	Brazil
Egypt	United Arab Emirates	Greece
Argentina	Malaysia	Portugal

	BINGO
	Shared Page
	Level 2

United States of America	New Zealand	Indonesia	Australia	Thailand
Norway	Argentina	France	Canada	Malaysia
Germany	Austria	Papua New Guinea	Spain	China
Uzbekistan	India	Turkey	Switzerland	Singapore
Venezuela	South Africa	Japan	Phillipines	South Korea

Dominican Republic	Barbados	San Marino	Cambodia	Belgium
Chile	Colombia	Chad	Kazakhstan	Morocco
Vietnam	Switzerland	Trinidad and Tobago	Greece	Bahrain
Nigeria	Samoa	Kenya	Japan	Portugal
Spain	Afghanistan	Myanmar	Netherlands	Montenegro



	LISTEN AND PROCESS
	Speaker Page
	Level 1

		
Canada	Portugal	Sweden
		
India	Japan	Germany
		
Lebanon	Bhutan	Somalia

**DESCRIPTION LEVEL 1:**

1. It has a red circle.
2. It is blue, and it has a white star.
3. It has three stripes - orange, white, and green.
4. There is a dragon.
5. It has three stripes - black, red, and gold.
6. There is a red maple leaf.
7. It is blue, and it has a yellow cross.
8. It has a green tree.
9. It has a red and green background.



LISTEN AND PROCESS

Recipient Page

Level 1



Canada




Portugal



Sweden



India



Japan




Germany



Lebanon



Bhutan



Somalia



LISTEN AND PROCESS

Speaker Page

Level 2



Canada



Portugal



Sweden



India



Japan



Germany



Lebanon



Bhutan



Somalia



Kiribati



Kazakhstan



Belize



Wales



Maldives



South Africa




Brazil



North Macedonia



Iceland

	LISTEN AND PROCESS
	Speaker Page
	Level 2

**DESCRIPTION LEVEL 2:**

1. It has three stripes with a green tree in the middle.
2. It is green and red with a moon in the middle.
3. There is a dragon that is not white.
4. There is a yellow sun and a bird on a blue background.
5. There is a white star on a blue background.
6. It is red and yellow and looks like the sun.
7. There is a sun and a bird above the sea.
8. It has a white background with a red circle on it.
9. It has a circle with two men inside it.
10. Blue, red, black, yellow, white, and green are its colours.
11. It has a red and white cross on a blue background.
12. The middle stripe is red.
13. The stripes are vertical and are red and green.
14. It is blue with a yellow cross.
15. In the middle is the earth with stars on it.
16. The background is yellow and orange with a fictional animal.
17. It has three stripes with a small circle in the middle.
18. The emblem on it falls from a tree.
19. It has three stripes, and the top stripe is black.
20. It has thin red stripes at the top and bottom and a blue stripe in the middle.



LISTEN AND PROCESS

Recipient Page

Level 2



Canada



Portugal



Sweden



India



Japan



Germany



Lebanon



Bhutan



Somalia



Kiribati



Kazakhstan



Belize



Wales



Maldives



South Africa



Brazil



North Macedonia



Iceland



Facts about hearing and hearing loss in other countries:

- Almost 600 million people worldwide have hearing loss.
- Nearly 1 in 5 people in the United States over the age of 12 years has a hearing loss.
- Twenty-six million Americans have noise induced hearing loss.
- Papua New Guinean Sign Language became the fourth official language of Papua New Guinea in 2015.
- Two million people in the United Kingdom wear hearing aids.
- The World Health Organization says that unaddressed hearing loss costs 750 USD billion each year.
- High noise levels can lead to hearing loss and tinnitus (ringing in the ears).
- World Hearing Day is held every year on March 3. There is a different theme to the day every year (e.g., the economic impact of hearing loss, childhood hearing loss, increasing numbers of people with hearing loss). Here is their logo:



- In World War I, parrots were kept on the Eiffel Tower in Paris because of their remarkable sense of hearing. When the parrots heard enemy aircraft, they warned everyone of the approaching danger long before any human ear would hear it.
- Earwax has been useful to anthropologists for studying mankind's early migratory patterns.
- Sound travels at the speed of approximately 343 metres (1,125 feet) per second or 1,235 km (767 miles) per hour.

## MED-EL Offices Worldwide

### AMERICAS

**Argentina**  
medel@medel.com.ar

**Canada**  
officecanada@medel.com

**Colombia**  
office-colombia@medel.com

**Mexico**  
office-mexico@medel.com

**United States**  
implants@medelus.com

### ASIA PACIFIC

**Australia**  
office@medel.com.au

**China**  
office@medel.net.cn

**Hong Kong**  
office@hk.medel.com

**India**  
implants@medel.in

**Indonesia**  
office@id.medel.com

**Japan**  
office-japan@medel.com

**Malaysia**  
office@my.medel.com

**Philippines**  
office@ph.medel.com

**Singapore**  
office@sg.medel.com

**South Korea**  
office@kr.medel.com

**Thailand**  
office@th.medel.com

**Vietnam**  
office@vn.medel.com

### EMEA

**Austria**  
office@at.medel.com

**Belgium**  
office@be.medel.com

**Finland**  
office@fi.medel.com

**France**  
office@fr.medel.com

**Germany**  
office@medel.de

**Italy**  
ufficio.italia@medel.com

**Portugal**  
office@pt.medel.com

**Spain**  
office@es.medel.com

**South Africa**  
customerserviceZA@medel.com

**United Arab Emirates**  
office@ae.medel.com

**United Kingdom**  
customerservices@medel.co.uk

M00160 1.0